




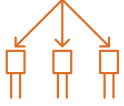
INTELLIGENT FREQUENCY CONTROLLER

FC 3082

The FC 3082 frequency controller combines proven experience with modern innovation. Specially developed for multi-lane feeding systems, it offers integrated fill level monitoring and blockage detection, an intelligent web interface and resonance frequency detection for optimal efficiency.



HIGHLIGHTS



BUILT FOR MULTI-LANE SYSTEMS
Control complex feeding applications with three independently adjustable outputs – ideal for multi-lane systems with different conveying requirements.



ENERGY SAVINGS UP TO 80%
Optimized control algorithms and intelligent shutdown help reduce energy consumption compared with conventional systems – especially in continuous operation.



ALL-IN-ONE FEEDER CONTROL
Integrate feeder control, monitoring, external conveyor belt control, and system communication in one compact device – reducing the need for additional control units.



SELF-OPTIMIZING PERFORMANCE
Automatic resonance frequency detection supports faster commissioning and helps optimize feed rate, stability and energy efficiency.



BROWSER-BASED CONFIGURATION VIA USB-C INTERFACE
Configure, monitor, and optimize the FC 3082 easily via browser. Settings can be saved, loaded and adjusted remotely for efficient commissioning and operation.



IOT READY & FULLY CONNECTED
Industrial communication interfaces such as EtherNet/IP, PROFINET and EtherCAT enable easy integration into modern automation environments.

INTUITIVE OPERATION VIA BROWSER-BASED USB-C INTERFACE

The intuitive operation via the specially developed browser-based usb-c interface makes this innovative frequency controller unique on the market. Configuration is conveniently carried out on the computer, settings can be easily saved and loaded - for maximum efficiency and user-friendliness.

Global Settings

Autogen port mappings and logic functions:

Operating air output:

Number of feedback error inputs:

Logic Functions Device syntax:

Port mappings

Component	Device	Interface
ExtEn	Master	Digital In 1
G1	Master	Feeder 1
M1	Master	Inverter 1
M2	Master	Inverter 2
G2	Master	Feeder 2
G3	Master	Feeder 3
M3	Slave 1	Inverter 1
G4	Slave 1	Feeder 1
P1	Master	Signal
K1	Master	Digital out 1
K2	Master	Digital out 2
B1	Master	Digital In 2
B2	Master	Digital In 3
B3	Master	Digital In 4



TECHNICAL DATA



Specifications and key features

Product type	Intelligent frequency controller, 3-channel
Power supply	<ul style="list-style-type: none"> • Voltage: 99-253 VAC • Fuse protection: 6.3 AT • Frequency: 50 Hz / 60 Hz
3 conveyor outputs	<ul style="list-style-type: none"> • Adjustable frequency: 20-200 Hz with 0.1 Hz resolution • Voltage: Sine wave; 0 V – supply voltage (-5%) • Max. Current per output: 6.5 A (max. 12 A in total across all three conveyor outputs) • Short-circuit proof • Current monitoring • Zero crossing stop • Setting options: Switch-on and switch-off delay, pulse mode, soft start and stop
2 interfaces for external variable frequency drives (VFD)	<ul style="list-style-type: none"> • Power supply: 99-253 VAC, 50/60 Hz • Fuse protection: 6.3 AT • Analogue output, 4-24 mA, for speed control • Digital output, 24 VDC, for start/stop control • Digital output, 24 VDC, for forward/reverse control • Digital input, 24 VDC, for error evaluation
8 digital outputs	<ul style="list-style-type: none"> • Supply Voltage: 24 VDC ($\pm 10\%$) • Max. Current Supply: 200 mA per channel • Circuit logic: PNP • Setting options: Switch-on and switch-off delay, pulse mode
8 digital inputs	<ul style="list-style-type: none"> • Supply Voltage: 24 VDC ($\pm 10\%$) • Sensor supply for max. 100 mA per channel • Circuit logic: PNP • Setting options: Inversion
Interfaces	<ul style="list-style-type: none"> • Interfaces USB interface for configuration • Industrial Bus Interface
Signal lamp connection	<ul style="list-style-type: none"> • Voltage: 24 VDC ($\pm 10\%$) • Max. Current: 200 mA • Circuit logic: PNP • Setting options: Switch-on and switch-off delay, pulse mode
Dimensions	• Width: 258 mm, height: 89 mm, depth: 270 mm
Protection class	• IP54
Certification	• EN 61000-6-4; EN 6100-6-2; EN 62477-1; UL

INTERFACES



1	AC In	IEC C14 appliance inlet, male	Mains power input (99–253 VAC, 50/60 Hz).
2	Signal	M8 female, 3-pin, A-Coded	Signal lamp or horn
3	Industrial Bus Interface	M12 female, 4-pin, D-coded	Designed for an industrial bus interface (e. g. Profinet).
4	Acceleration Sensor 1'	M12 female, 4-pin, A-coded	Analog Input either 0..10 V or 0..20 mA for an acceleration sensor.
	Acceleration Sensor 2		
5	Com In	M8 female, 4-pin, A-coded	Connection to a higher level master device. Used only when multiple devices are present.
6	Fuses	2 x T6.3A	Integrated fuse protection for device and connected devices.
7	Inputs	M12 female, 12-pin, A-coded	8x digital Inputs
8	Outputs	M12 female, 12-pin, A-coded	8x digital Outputs
9	Com out	M8 female, 4-pin, A-coded	Connection to a lower level slave device. Used only when multiple devices are present.

10	Inverter 1	TE Intercontec 9-pin hybrid socket, female	Power supply and control signals for a frequency inverter (VFO)
	Inverter 2		
11	Feeder 1	HAN 3A 3+PE Pin, female	Power/output connections for up to three feeder channels. Used to connect and operate vibratory feeders or related feeding units.
	Feeder 2		
	Feeder 3		
12	On/Off Switch		Main on/off switch for the FC 3082. Phase and neutral switched.
13	USB Interface	USB-C, 2.0	USB interface for parametrization, firmware updates & parameter transfer.

*Do you have any questions?
We are happy to help.*

Moser-Baer AG | Spitalstrasse 7 | CH-3454 Sumiswald
Tel. +41 34 432 46 46 | Fax +41 34 432 46 99
sales@mobatime.com | www.mobadrive.com

